

ARTISTS of Cublington

The many talented artists of Cublington ave been busy sharing their art via email all in splendid isolation. However, we thought it might be nice to showcase various artists over the coming months until an exhibition of work can be arranged once the guidelines allow.

First up is Roger Bottle who has wowed us with his stained glass designs... he wrote:

A few years ago I was watching a Monty Don TV programme about mastering traditional arts and crafts. The making of stained glass windows captured my imagination and the question of what I might do with my leisure time was answered.

The art of stained glass has been around since at least the 11th century. For hundreds of years the craft was mainly reserved for use in places of worship. It is easy to see why the colours that beam through these ancient windows was once considered to be spiritual light direct from heaven.

Nowadays the unique attraction of stained glass can just as easily be found and appreciated in our homes as in the great cathedrals, stately mansions, shopping malls and iconic tall buildings of global enterprise. The magic that light creates when seen through coloured glass can be enjoyed just about anywhere and it's probably safe to say that the art of stained glass is more popular and affordable today than at any time in its long history.

More on the inside back cover. Ed




Lily Panel paired with Paul Cox Sculpture




Window panels in porch at St Nicholas Church


Hare on the run



Blue Tits & Berries in the round



Stiperstones Shropshire



Sunrise & farmland



Abstract No 4.

ARTISTS of Cublington

The many talented artists of Cublington ave been busy sharing their art via email all in splendid isolation. However, we thought it might be nice to showcase various artists over the coming months until an exhibition of work can be arranged once the guidelines allow.

Second up is Gary Brazier

From a very young age I spent many hours copying famous pictures and I recently came across some very early examples buried deep somewhere in my studio. I think I've evolved a bit from those early efforts but I still am tortured by a blank canvas as I think many artists are. I always seem to need a deadline or a commission to get started.

Over the years I have tried many styles and at 63 am still searching for my own "unique style" ... meanwhile I keep trying new subjects, (figures and portraits) mediums and different techniques when I do eventually force myself to make a mark on that blank piece of paper or canvas.

Anyway, here are some of my personal favourites and ones of local interest perhaps, from fairly recent times.

Hope you enjoy them.



Whitchurch Hill - #2 - acrylic on canvas



Finlay on the beach - acrylic on board



Cloud study - acrylic on paper



Personal Gift - acrylic on canvas



"Wait for me Bubs"- acrylic on canvas



'Duffy' - charcoal study

More on the inside back cover.



*The smallholding in winter - Stewkley Road
- acrylic on paper*



Kanga-Roo - acrylic on canvas



Round Ingrams Meadow - acrylic on canvas



Cottage in Dunton - Auction Prize



Maggie's House- Auction Prize



*Commission for the Darlington's Dining Room -
acrylic on wooden panels salvaged from Rose Cottage*



Downpour over Creslow from the Moundfield - acrylic on material

ARTISTS of Cublington

The many talented artists of Cublington ave been busy sharing their art via email all in splendid isolation. However, we thought it might be nice to showcase various artists over the coming months until an exhibition of work can be arranged once the guidelines allow.

Third to share their latest art is Martyn Gates

After a 50 year break (at school making some unrecognisable clay objects for Mum) I thought I would throw (no pun) my hand in and make some ceramics. I do my ceramic work at Queens Park in Aylesbury, which has some fantastic facilities' (if you're thinking of doing some) but since March I have not been able to make anything, but hope to get back soon.

Playing with, shaping and forming mud into functional and/or decorative objects really is a basic instinct in all of us. You must have made mud pies or sand castles – remember how you enjoyed it. Trying a new medium has been quite liberating as I am not trying to be good, but just trying to enjoy it. You can see from the selection of work that I am trying all sorts; throwing; slab and coil building; pots; animals; glazing and raku decorating.

Here is a selection of the work I have done over the last year.

I hope you enjoy looking at them.




Chinese warhorse



More on the inside back cover.



Lidded jars



Black & white Raku



Coffee pot with cups



Fishbowl



Raku vase

ARTISTS of Cullington

The many talented artists of Cullington ave been busy sharing their art via email all in splendid isolation. However, we thought it might be nice to showcase various artists over the coming months until an exhibition of work can be arranged once the guidelines allow.

Fourth to share their latest art is Polly Thornely (Paulette Nixon)

After retiring from teaching and moving to Cullington, I started painting. I joined the Weedon Art group and have been on a couple of painting holidays in Italy.


I started painting using watercolours am now experimenting with acrylics. There is always something new to learn. The countryside around the village is inspirational and I feel lucky to live in such a beautiful spot!




Tuscany painting holiday




Madama Butterfly..
Intimacy between Cio Cio San and Suzuki her maid and Sorrow....



Road to Littlecote



Road to Weedon



Tuscany painting holiday at Verrocchio Casole D'Elsa tutored by Bella Green...

ARTISTS of Cublington

The many talented artists of Cublington ave been busy sharing their art via email all in splendid isolation. However, we thought it might be nice to showcase various artists over the coming months until an exhibition of work can be arranged once the guidelines allow.

Next to share their latest art is Penny Allen who wishes to share her passion... photography

I can always remember taking photographs ever since I was a child and one birthday was given a Kodak Instamatic. In my early 20's I progressed to an SLR with multiple lenses and then the two boys came along and for a while I found my hands were too full of baby equipment to carry much more. Nature and architecture seem to be my biggest influences. Here are a few from my collection that have captured moments and helped to produce memories that I treasure.

Penny



Fishing, Aberfeldy



Ferns



Butterfly on Verbena bonariensis




Frost on the beech




Levens Hall



Bluebells at Ashridge



Inside the Sage, Newcastle



Fountain at Cliveden





ARTISTS of Cublington

The many talented artists of Cublington ave been busy sharing their art via email all in splendid isolation. However, we thought it might be nice to showcase various artists over the coming months until an exhibition of work can be arranged once the guidelines allow.

This Month Sue Brown shares her beautiful work.



I started working tapestry kits about 25 years ago. Since then I have designed and worked some of my own, mainly because I am quite frugal and wanted to use up the left over wool from the kits! (To avoid any confusion, I am married to Roger Bottle but kept my maiden name!)



ARTISTS of Cublington

The many talented artists of Cublington ave been busy sharing their art via email all in splendid isolation. However, we thought it might be nice to showcase various artists over the coming months until an exhibition of work can be arranged once the guidelines allow.






Art has been a love of mine ever since I can remember, I'm never happier than when I have a pencil, paintbrush or chalks in my hand. I particularly enjoy blending chalk and charcoal and love the effect it gives. The watercolour pictures shown here have been painted during visits to the west country primarily Dartmoor National Park, if you've never been I can highly recommend it for a tranquil environment to walk, paint or simply watch the world go by.

Christine Shults



ARTISTS of Cublington

The many talented artists of Cublington ave been busy sharing their art via email all in splendid isolation. However, we thought it might be nice to showcase various artists over the coming months until an exhibition of work can be arranged once the guidelines allow.





I am a self taught graphic design artist, I have loved to draw my whole life and I find myself creating everyday.

I grew up in Buckinghamshire, and have loved living in the countryside which has inspired a great deal of my art.

I love modern takes on traditional painting which I use for references in my work. Music has been a massive part of my life, influencing not just my art but my love for fashion, some of the artists that I listen to are David Bowie, Oasis, The Sex Pistols and Pulp.

Harry Bystra



 bystradesign

For those of you who might be interested, Harry contacted me direct at the Crier... he lives in Silver Street and does his artwork entirely on the iPad using a programme called Procreate. Are there any other artists out there in Cublington who would like to share their work?


If so, please email me at gary@cublingtoncrier.co.uk

ARTISTS of Cublington

The many talented artists of Cublington ave been busy sharing their art via email all in splendid isolation. However, we thought it might be nice to showcase various artists over the coming months until an exhibition of work can be arranged once the guidelines allow.



Still life 1



The late Johnnie Luxford from Stewkley



Wren (Lino print)

I have always loved all types of art and particularly enjoy oil painting as it's so forgiving; if you make a mistake you can just paint over it. I particularly like doing portraits and love subjects with "interesting" faces. Lockdown has meant lots more time to paint and also to have a go at lino printing which is new for me. YouTube has been my guide in this and many other things. (Whatever you need to learn, there's someone on YouTube ready to teach you).

Best wishes,
Liz Smith



Pied Wagtail (Lino print)



Still life 2




Girl in Black jumper



Hare (Lino print)




Laurie (my nephew)



Afghani girl



Crow (Lino print)



Still life 3



Guess who!